



Build a bug house

BUILD A BUG HOUSE!!!

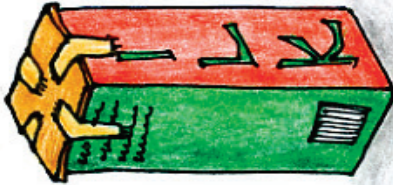
Like us, the snails, beetles and bugs in the garden can get the winter chills. Give them somewhere warm to go with this bug house!



1. Find an empty and clean milk carton.




2. With the help of a grown-up, cut off the top of the milk carton.



3. Cover the top of the milk carton to keep the rain out.



4. If you like you can decorate your bug house, making sure to cut out a door to let your insect visitors in and out of their house.



5. Fill the carton with twigs and leaves.



6. Find a spot in the garden for your bug house and watch the insects move in!

You could also use other sorts of containers for your bug house: tins cans, icecream tubs, or margarine containers. Just cut holes in the sides - remember to get the help of a grown-up to do this.



(Activity from Museum Victoria)

